





## glassware with a twist

{CREATIVE INSPIRATIONS FROM HOBBY LOBBY®}



*Create fabulous glassware for your next summer party or simply dress-up everyday favorites. Etch, paint and embellish everything from glass dinner plates to sparkling stemware for a fresh and unique twist on all things glass. No matter the theme, style or use, glassware is easy to customize and fun to make your very own.*


## refreshing rub-on embellishment

For a special occasion try applying stickers or rub-ons to basic glass pieces for a temporary fun embellishment... When the party's over, just peel off!



## splash on the color

Add a splash of color to your glassware using glass paints to monogram or add an eye-catching design.



## a frosty wind chime

Spray Frosting, Wire, Craft Knife, Glass Beads, Self-Adhesive Paper, Scissors, Craft Punch, Stickers

1. Clean glass to remove dust and fingerprints.
2. Cut or craft punch the desired design from self-adhesive paper or laminate. (This will be the clear design area on the glass, such as our dragonfly jar pictured below. area on the glass.)
3. Adhere design to the outside of your glass project.
4. In a well-ventilated area, spray frosted finish following manufacturer's instruction applying multiple thin coats to help prevent dripping.
5. Once dry, very carefully peel designs from the glass with a craft knife.

*A variety of decorative glass jars make up this flower fancy wind chime. Hang an array of clear glass, etched glass and sticker-embellished jars from beaded wire to create your very own garden music.*



©2008 Hobby Lobby® - The information in these instructions is presented in good faith, but no warranty is given, nor results guaranteed, nor is freedom from any patent to be inferred. Since we have no control over physical conditions surrounding the application of information herein contained, Hobby Lobby Stores, Inc. disclaims any liability for untoward results. Follow manufacturer's instructions in using paints and other materials, keeping them out of reach of children, since some may be toxic, or otherwise cause injury. **Photography by Sanford Mauldin**