





### Restful Rocker

Transform a hand-me-down rocker into a restful spot for a soothing lullaby. Simply stencil a row of festive flowers across the top, and tie on a coordinating fabric cushion.

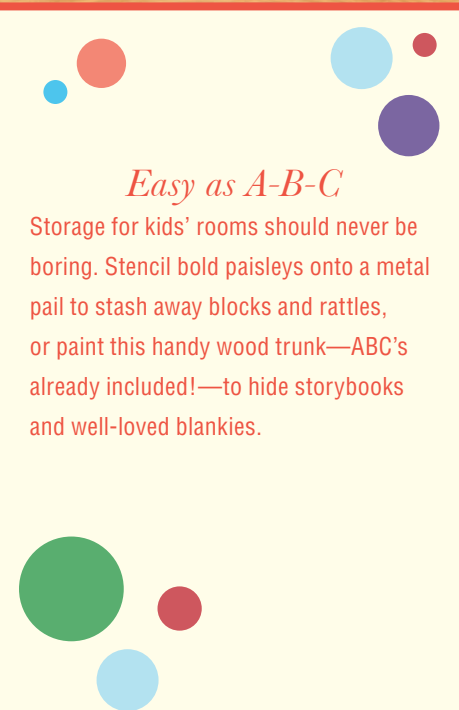



Some playful characters to get you started...



Use adorable kid-friendly stencils to create an engaging space for your tiny tot.

PRODUCT INSPIRATIONS



### Easy as A-B-C

Storage for kids' rooms should never be boring. Stencil bold paisleys onto a metal pail to stash away blocks and rattles, or paint this handy wood trunk—ABC's already included!—to hide storybooks and well-loved blankets.



©2009 Hobby Lobby® - The information in these instructions is presented in good faith, but no warranty is given, nor results guaranteed, nor is freedom from any patent to be inferred. Since we have no control over physical conditions surrounding the application of information herein contained, Hobby Lobby Stores, Inc. disclaims any liability for untoward results. Follow manufacturer's instructions in using paints and other materials, keeping them out of reach of children, since some may be toxic, or otherwise cause injury. **Photography by Sanford Mauldin**

[www.hobbylobby.com](http://www.hobbylobby.com)

[www.getinspiredbyhl.com](http://www.getinspiredbyhl.com)

395723

stencils, easy as abc

{CREATIVE INSPIRATIONS *free* FROM HOBBY LOBBY®}






*“D” is for Decorate and  
“B” is for Budget!*

Custom art need not be expensive. Make this playful art collage with inexpensive wooden craft tiles, alphabet stencils, cheerful, kid-friendly characters, and a bold, splashy palette of acrylic paints. We’ve provided 4 playful characters on the back page to get you started and use the photo (at right) to help with the remaining cast of characters. Stencils, baby books, and clip-art are also great alternative sources.



The coordinating polka-dot wall was easy to create using our oversized wall stencils & acrylic paints.



This stenciled alphabet art piece is a cheery, yet educational tool for your growing child. Assembled from a group of twenty-six separate wood tiles, it’s a stunning focal point for a lively nursery.

*Charming Dresser*

A roomy and functional dresser is a must-have for any well-organized kid’s room. We stenciled this thrift store find with a colorful combination of polka-dots, dashes, and a heart felt sentiment for the little one on the bottom drawer. It’s an easy and inexpensive do-it-yourself project for a rainy weekend.



*Monkey Around Toy Chest*

This happy little toy chest is made for children who are serious about their playtime. Bright paint and a boldly stenciled declaration make it a fun, yet functional piece in any room.

*Prince Charming Stool*

Stencil a stool fit for your little prince or princess. We started with an unfinished wooden stool and added a bright blue base coat, jolly red stripes, and a friendly-stenciled frog.