


Fresh FRINGE

Cording gets fresh for this over-the-top design. The fashion is in the fringe! For this look, tie on lengths of leather cording as shown. Then, trim to create the desired shape.



Under WRAPS

Who needs a bead when you've got an over-the-top knot? This fashion-forward necklace is a wearable work of art in sleek black cording. It features an intricate monkey's paw knot and uncomplicated silver findings.



F'ASHION on a Cord...

Available in a wide array of fabulous colors, widths and finishes, our leather cording is fresh, versatile and fabulous!



PRODUCT INSPIRATIONS



©2010 Hobby Lobby® - The information in these instructions is presented in good faith, but no warranty is given, nor results guaranteed, nor is freedom from any patent to be inferred. Since we have no control over physical conditions surrounding the application of information herein contained, Hobby Lobby Stores, Inc. disclaims any liability for untoward results. Follow manufacturer's instructions in using paints and other materials, keeping them out of reach of children, since some may be toxic, or otherwise cause injury. Photography by Sanford Mauldin.

www.hobbylobby.com

www.getinspiredbyhl.com

Jewelry - 509364

on a cord

{ CREATIVE INSPIRATIONS *free* FROM HOBBY LOBBY® }

Braid PARADE

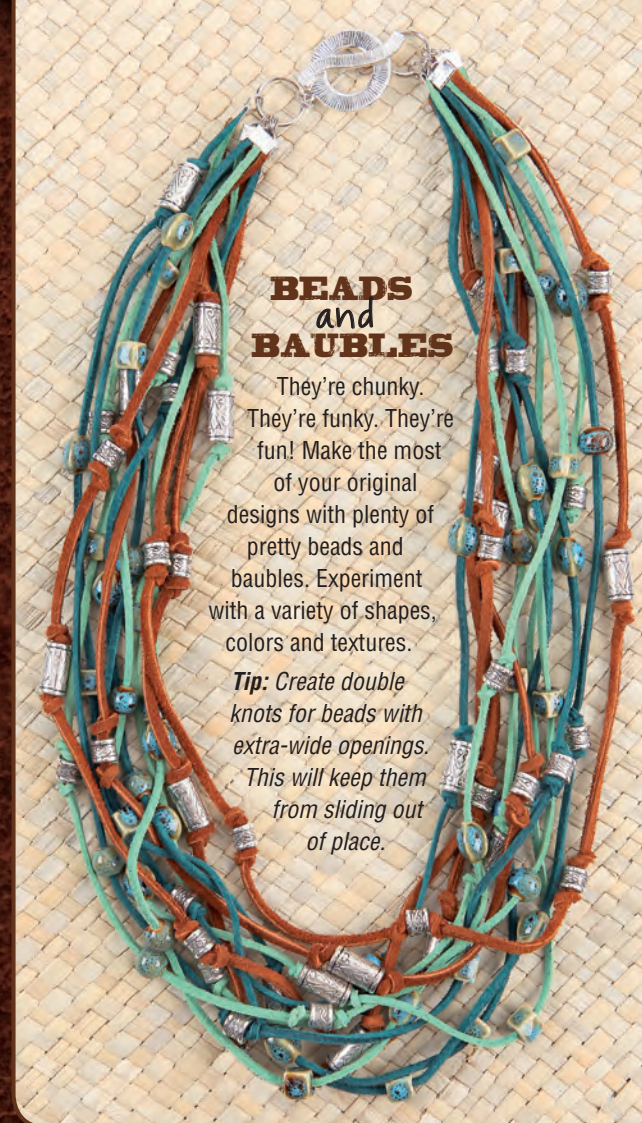
Is showy your signature style? Then you'll love the look of these beautiful braided designs. They feature triple strands of colorful leather cording, braided into ropes, secured with adhesive and attached to clasps with ribbon clamps.

Tip: Love some sparkle with your leather? Incorporate lengths of shiny silver chain, as shown in our bracelet design.



CLASSIC Clasp

Tried and true is nothing but chic when it comes to the clasp for your artfully corded jewelry. Our favorite is the toggle. In a variety of finishes, textures and styles, toggle clasps add easy finesse to any one-of-a-kind design—and they're so easy to use! Finish cord with a crimp tube and attach with a jump ring.



BEADS and BAUBLES

They're chunky. They're funky. They're fun! Make the most of your original designs with plenty of pretty beads and baubles. Experiment with a variety of shapes, colors and textures.


Tip: Create double knots for beads with extra-wide openings. This will keep them from sliding out of place.

Love That LEATHER

Loops, layers and leather by the mile! That's the key to these chic, corded designs. For style that runs the gamut from rugged to refined, craft one-of-a-kind jewelry from a world of versatile leather cording. Mix with eclectic findings and accessories—we carry everything you'll need!

LOVELY Loops

Liven up a leather necklace with a line of loops. Braided cord makes for fresh and interesting detail. But for even more drama? Make a chain by linking and knotting pieces of cord as shown—you won't even need any findings. Easy and chic!



KNOT Quite

Which piece wins the prize for easy sophistication? Sometimes the answer comes down to a tie! An artful knot can be the key to distinguished jewelry designs. Case in point? This leather necklace features a pretty slipknot. It's the perfect way to display a hammered hoop and a collection of delicate beads without the fuss.